

TYPHOON DEFENSE SUGGESTION FOR USING ON F12 MAGAZINE FED SEMI AUTOMATIC SHOTGUN

Your gun will be sent as in the photo from factory

TYPHOON
DEFENCE INDUSTRIES

F12

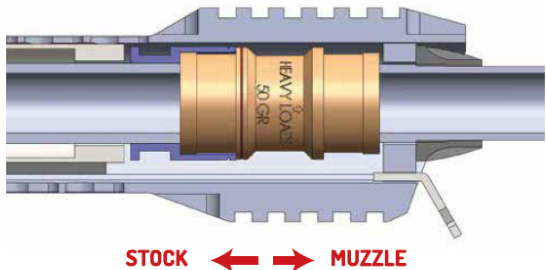
USAGE OF TYPHOON F12 PATENTED DUAL GAS SYSTEM

LIGHT AND MEDIUM LOAD USAGE OF F12 AS BELOW

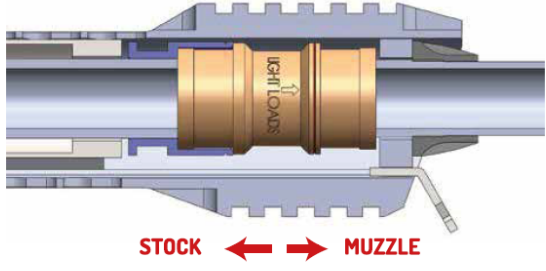
Typhoon F12 Semi automatic Shotgun is designed for maximum operation quality with patented dualside gas system as in the photo. Your gun will be manufactured as that for low and medium pressure shells usage, on the other hand you will be able to increase the operation quality according to your requirements by following these steps easily.

HEAVY LOADS USAGE OF F12 AS BELOW


When you disassemble quadrail (forend) of your Typhoon F12 semi automatic shotgun according to instructions on manual you will be able to change side of gas system as in the photo for usage of high pressure shells in best way without any problem. Before doing these kind of operations on your gun, you must read owners manual with all details for not to face with problem because of incorrect assembling.



STOCK ← → MUZZLE



STOCK ← → MUZZLE



- Please read owners manual before using the gun.
- Your gun will work with 2 3/4" and 3" shells.
- Please use quality shells only.
- Minimum velocity is 1250 fps.
- Minimum 1 1/8 oz of shot is suggested
- Expect some malfunctions in first 25-50 shells
- Please shot minimum 250 rounds before trying lighter load ammunitions.
- Avoid light recoil or reduced recoil loads .
- Due to the variation in ammo and Firearms some guns may work with lighter loads and some may not
- Please complete break in period of 100 rounds with recommended loads before sending warranty claim for cycling issues.