



LOCKS AND PANIC EXIT DEVICES FOR ARMoured DOORS

PRODUCT:

System of locks, panic exit bars and indoor handles compliant with the standards EN1125 and EN179, in sizes compatible with typical armoured doors. Panic/emergency exit locks may be used to replace existing standard locks, while reduced sized panic exit bars allow the existing fittings installed on the door to be kept.

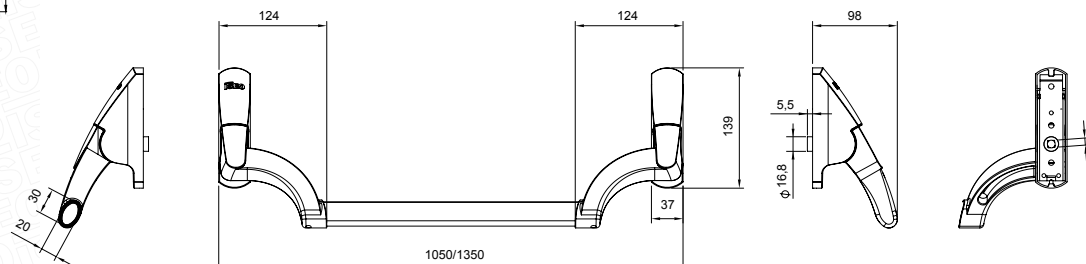
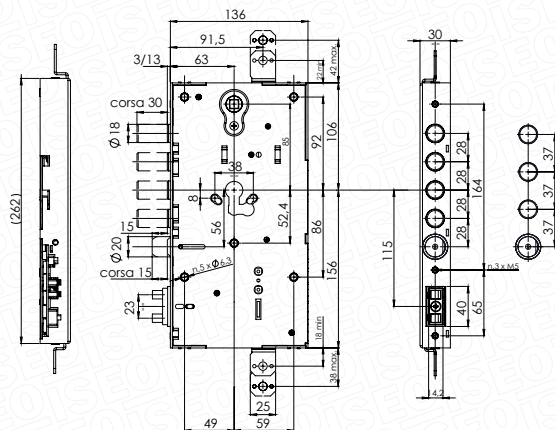
OPERATION:

From internal side: in compliance with EN1125, pushing the bar retracts the latch and the deadbolts. In compliance with EN179, turning the handle bar retracts the latch and the deadbolts.

From external side: the key operates the deadbolts and retracts the latch.

RANGE:

- PANIC 4RM Mechanical locks for panic/emergency exit doors
- PANIC 4RM Motorised panic/emergency exit door locks of the X1R SMART family
- Latch at bottom
- 28 or 37 mm centres
- Protrusion 3 or 13 mm
- PRO 4RM Panic exit bar (type A)
- Black paint finish
- White paint finish
- Metallic grey paint finish
- ENDUR4NCE
- Panic exit bars in choice of lengths and finishes listed in Iseo catalogue



TECHNICAL FEATURES

Rim lock version of PANIC 4RM locks can be converted to mortice variants by adding a specific frontplate.

The reversible strike plates have bevelled edges on both sides to ensure that the latch slides without impediment and limit the wear of the door.

PANIC 4RM locks with standard dimensions of 262x136x30 mm, and PRO 4RM locks with a compact 139x37 mm format

Case size 63 mm

Backset 85 mm

18 mm diam. chrome plates steel deadbolts, 2 throws, total excursion 30 mm

Deadbolts with 28 mm centre (4 pistons) or 37 mm centre (3 pistons)

Deadbolts with 3 or 13 mm protrusion
Reversible and adjustable 18 mm diam.

chrome plated steel deadbolts

Deadbolts with self-lubricating nylon ring to limit the wear of the door

Top/bottom bar connection points with 20 mm travel



ENDUR4NCE

www.iseo.com

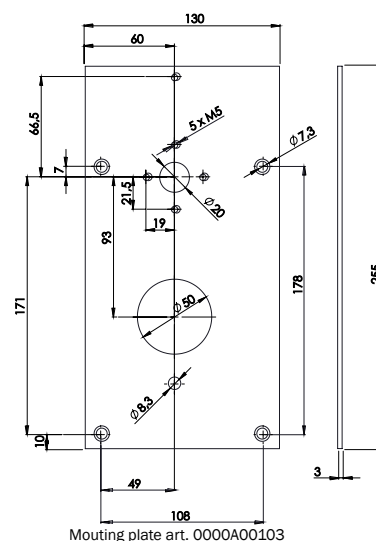
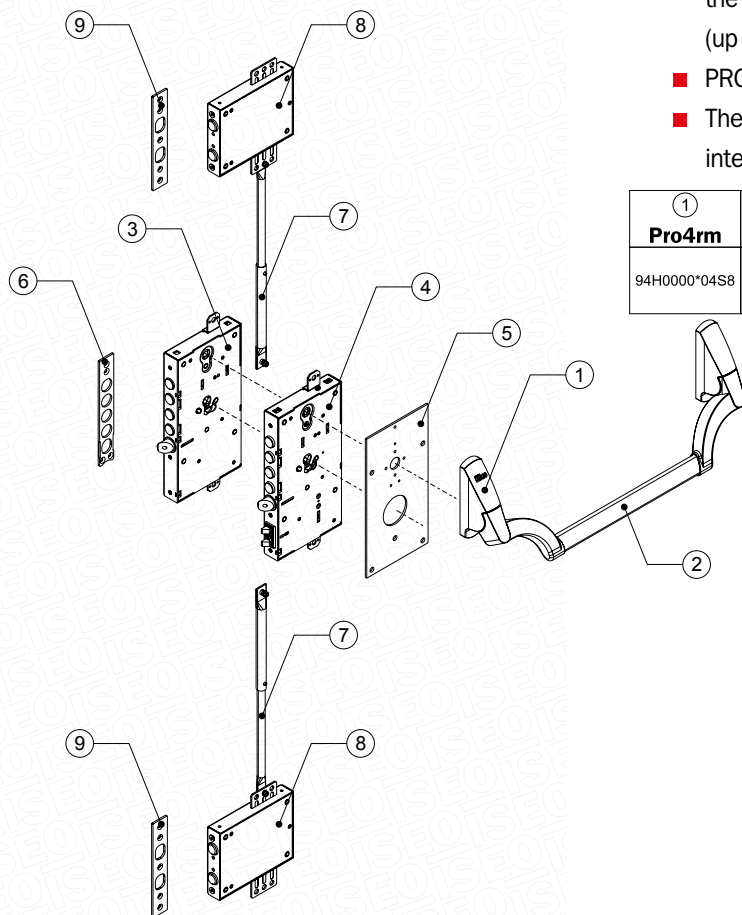
Panic 4RM Pro 4RM

CERRADURAS Y MANIL-
LONES ANTIPÁNICO PARA
PUERTAS BLINDADAS

HIGHLIGHTS

- PANIC 4RM motorised locks share all the characteristics and accessories of the X1R SMART family.
- PANIC 4RM and PRO 4RM locks are suitable for armoured fire doors.
- PANIC 4RM locks feature reversible, adjustable latches to cater for different distances between the door and frame. This makes it possible to attain the ideal balance between latch retaining force and the maximum force needed to open the lock and avoid extreme conditions: where the latch is fully extended but the lock is excessively hard to operate, or the lock requires minimal effort to use but the latch is insufficiently engaged.
- PRO 4RM is offered with a wide choice of finishes, including ENDUR4NCE, which gives the product a sturdy, metallic appearance while ensuring excellent corrosion resistance (up to 1600 hours in NSS salt spray testing conducted in accordance with EN1670).
- PRO 4RM comes with the Antigerm permanent antibacterial finish as standard.
- The smaller dimensions of the PRO 4RM lock mean that the original fittings - such as internal escutcheons or external cylinder protectors - can be kept.

①	②	③	④	⑤	⑥	⑦	⑧	⑨
Pro4rm		Panic4rm	Panic4rm					
94H0000*04S8	9459**	00069H*3**M00 MECHANICAL LOCK	00069H*3**050 MOTOR LOCK	0000A00103	20000069H0**N	99990015	1220500	2000001220100



ISEO®

MATCHING ACCESSORIES

- Art. 0000A00103 mounting plate (optional, but recommended), for reinforcing the fastener points between the panic exit bar and the lock. The 4 holes for the fasteners of the standard lock are used.
- Suitable handles for emergency exit doors must be purchased separately (while Iseo does not supply handles, recommended models by other manufacturers are indicated in the product certification).

STANDARDS:

EN12209
EN14846
EN1125
EN179
EN1670

UKCA marking in accordance with
Regulation 465/2019 UK.

www.iseo.com