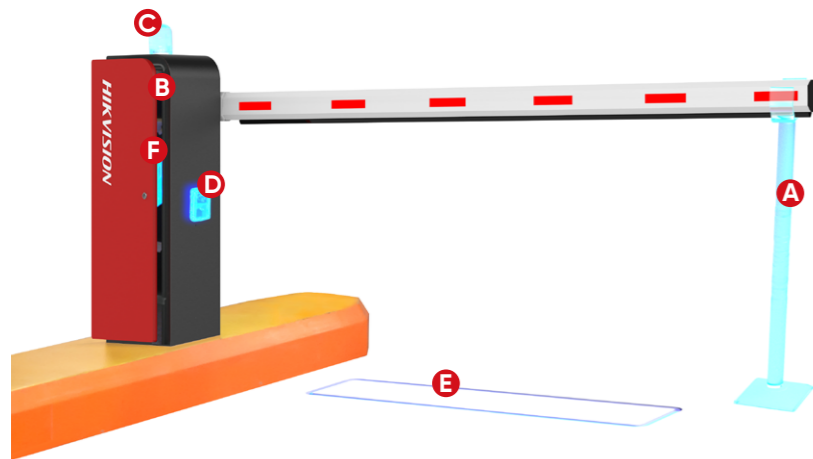


Accessories | Sold separately



- A** **Barrier Arm Scaffold**
Installed at the end of straight poles to prevent falling. (5 or 6 m models are included with purchase)
- B** **Super Capacitor**
To ensure vehicle entry after power outage, the gate will automatically lift.
- C** **Warning Light**
Yellow light flashes when the gate opens to alert pedestrians and vehicle drivers.
- D** **Wired Control Button**
Operators use this to control the barrier from the booth.
- E** **Anti-Fall Radar**
Millimeter-wave radar technology detects moving objects and prevents collisions with pedestrians & vehicles.
- F** **Vehicle Detector**
Converts electromagnetic signal to digital and outputs to camera or barrier gate to prevent accidental fall.

D **Anti-Fall Radar**
Millimeter-wave radar technology detects moving objects and prevents collisions with pedestrians & vehicles.

E **Anti-Fall Coil**
When vehicles pass, the Anti-Fall Coil signals the detector to maintain elevation as needed.

Spares | Included with purchase

No.	Spares	Images
1	Boom Pole	
2	Control Board	
3	Spring	
4	Main Mechanical Structure	
5	Remote Controller	

Product specifications

Barrier Housing Specifications	
Material	SGCC
Boom Pole Height	885 mm
Material Thickness	1.5 mm
Metal Door Thickness	1.2 mm
Color	Iron gray
Door Color	Orange red

General Specification	
Motor Type	24 VDC brushless
Design Lifespan	5 Million uses
Remote Control Freq.	433 MHz
Ingress Protection	IP54
Power Supply	220 VAC ± 15%
Consumption	139 W
Weight	43 ± 3 kg (94.8 ± 6.61 lb.)
Package Dimensions	1248 × 486 × 480 mm (49.13 × 19.13 × 18.9 inch)
Dimensions	1060 × 370 × 262 mm (41.73 × 14.57 × 10.31 inch)

Hikvision Barrier Gate 42 Series

Unlock the power of secure access

DS-TMG42X

Mid-end



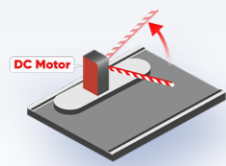
www.hikvision.com
support@hikvision.com



DS-TMG42X Mid-end

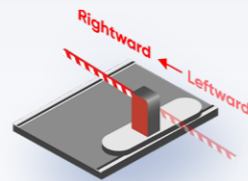
Hikvision's barrier gates are essential for regulating vehicle access in commercial and residential settings worldwide. Our expertly engineered 42-Series Barrier Gates meet today's fast-paced demands, making them the ideal choice for efficient and reliable vehicle access management. Equipped with advanced features like easy installation, flexible arm orientation, remote management, and anti-fall protection, they cater to a diverse range of applications, including parking lots and private entrances.

Key Features



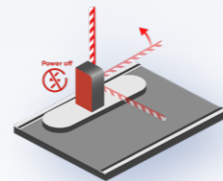
DC Frequency conversion

Fast lift, slow drop, and fluid operation with DC frequency conversion technology



Direction switch

The pole direction can be switched manually to facilitate more flexible design and installation options.



Power-off lift

To ensure vehicle entry after power outage, the gate will automatically lift, powered by a super capacitor*.

*Capacitors require an additional order.



Anti collision

To prevent deformation or breakage, the anti-collision boom pole will fall off the gate if a vehicle makes contact.



Auto rebound

If the boom pole contacts a vehicle or pedestrian during descent, it will rebound immediately.



Multiple anti-fall protections

Compatible with **IR intrusion**, **solenoid coil**, and **MMV radar** for anti-fall protection.



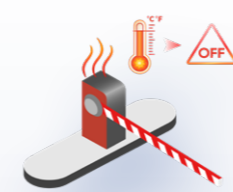
Remote control

In addition to software control, the remote controller supports emergency response when the barrier gate is offline.



Manual opening

In case of loss of power, users can rotate the hand wheel to keep the barrier gate open.



Overheat protection

Barrier gates stop working automatically to protect the device when it overheats.

Product highlights

- Maximized efficiency
- Enhanced safety
- Flexible installation
- Easy maintenance


Variety of Boom Poles

The 42 Series is available in various boom pole types and lengths to suit any aesthetic and functional requirements.

	Octagonal Boom Pole			Round Boom Pole		Folding boom pole			Fence boom pole
Model	DS-TMG420					DS-TMG421			DS-TMG423-L/R
Type	Octagonal Pole			Anti-collision Round Pole		Folding Pole			Fence Pole
Length	3m	4m	6m	3m	4m	1.5+1.5m	2+2m	2.5+2.5m	4m
Rising Speed	1.8s	2.5s	5s	1.8s	2.5s	2.1s	3s	5s	3s
Falling Speed	1.8s	2.5s	5s	1.8s	2.5s	2.1s	3s	5s	3s

	Light Pole		Light Pole + Arrow indicator		Arrow indicator	Arrow indicator
Model	DS-TMG420/A		DS-TMG420/A/B		DS-TMG421/B	DS-TMG423-L/B DS-TMG423-R/B
Type	Light Pole		Light Pole		Folding Pole	Fence Pole
Length	3m	4m	3m	4m	2m+2m	4m
Rising Speed	1.8s	2.5s	1.8s	2.5s	3s	4.5s
Falling Speed	1.8s	2.5s	1.8s	2.5s	3s	4.5s

Functional indicators



- Strip Lights
- Warning Lights
- Arrow Indicators



FAQs

How many remote controllers does one barrier gate support?

The baseline support for a single gate is up to 48 remote controllers. Higher versions feature more controllers and support customization.

Do the gates support power-off lift?

By default, they do not support no-power lifting. An additional super capacitor is needed for that function.

How can I integrate my gate with third-party equipment?

The ports corresponding to the control barriers are rising control ± ports and falling control ± ports. If continuous closing signals to rising control ± ports will cause barrier keep opening until the signals disappear.

What is the maximum range for the remote control?

In an open environment for remote control, the maximum operating distance can reach up to 80 meters.

How do I distinguish the left and right sides of the barrier gate?

Factory default is to the right. To reverse the direction, instructions can be provided in a technical document.



How can the barrier gate lift speed be adjusted?

Follow these steps to adjust the lift speed:

1. Press "Rise" to let the boom pole rise to the fully raised position.
2. Hold "Learn" until the nixie tube displays H0. Press "Fall" to adjust the boom pole to H2 status (rising speed) / H3 status (falling speed).
3. Hold "Learn" until the nixie tube displays L3. (L3 is the fastest, L1 is the slowest)
4. Press "Rise/Fall" to adjust the speed.
5. Press "Learn" to save the current settings and exit.
6. Press "Learn" again to exit settings.